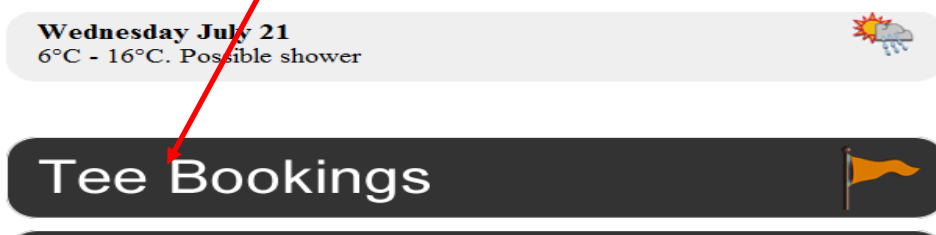
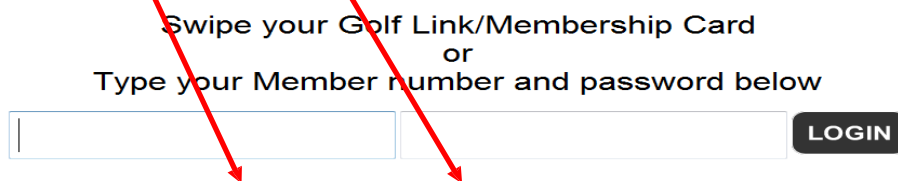


To make a booking on a timesheet:

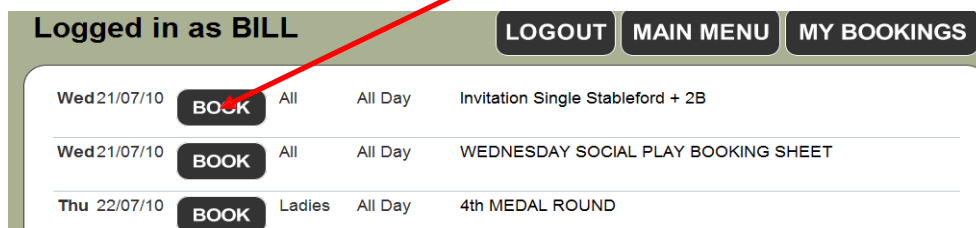
1. Touch or click on the Tee Bookings button:



2. Enter your member number and password – either by touching the numbers on the screen or typing them on the keyboard. Then click on the login button.



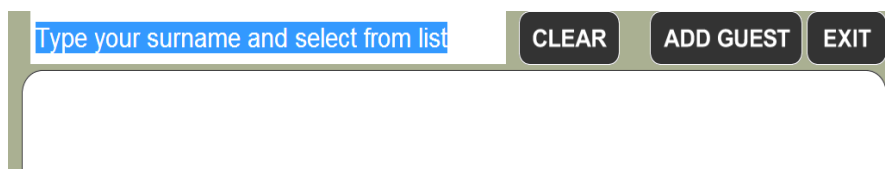
3. Choose the date of the timesheet by clicking/touching book next to the relevant date. You can also go back the main menu, or directly to your bookings already made from this page.



4. Once on the timesheet find a time you want to book. If you are already booked your name will be highlighted in blue. To make another booking click on the book button. Choose book me, or book partner.



- a. To book partner – enter the players surname where it reads “Enter Your Surname”.



- b. To cancel your booking – click on your name in highlighted blue, then choose delete.

